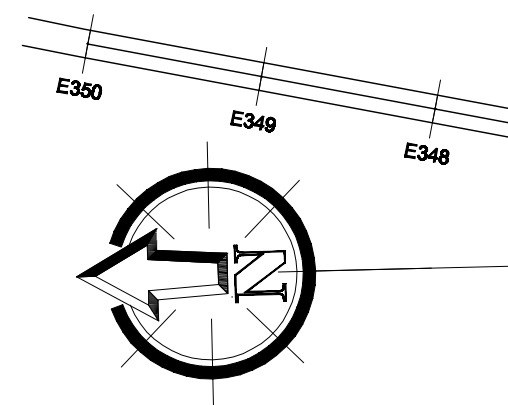
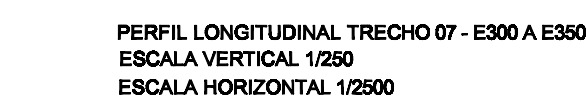
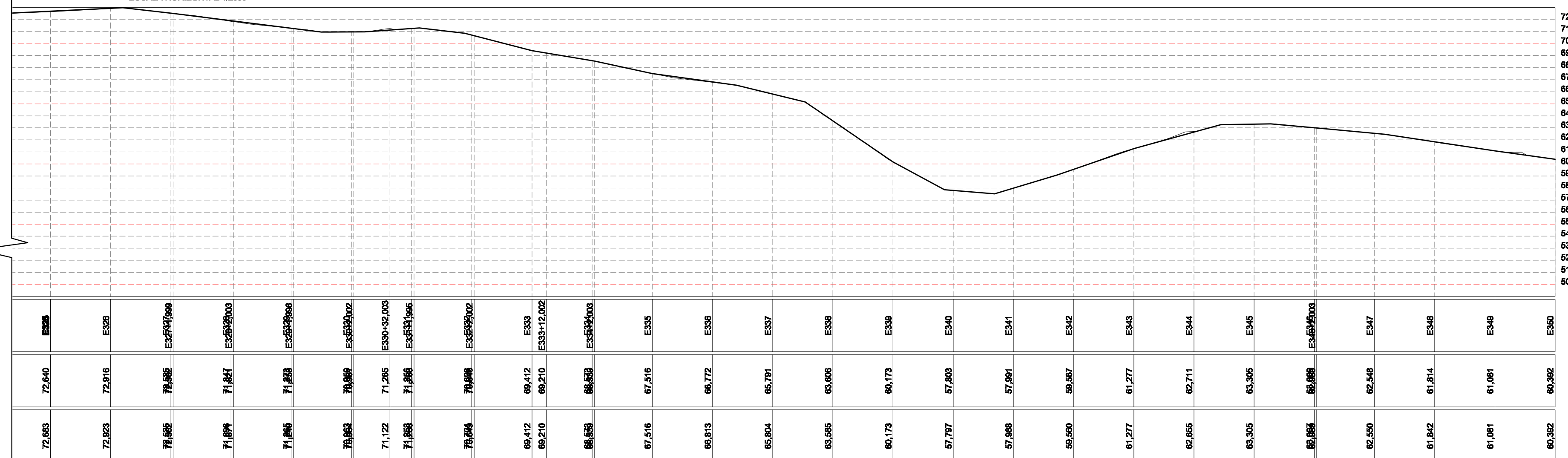


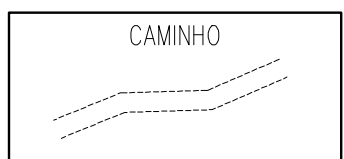
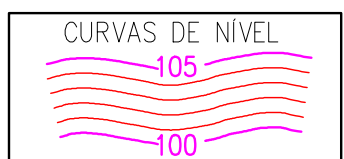
PLANTA BAIXA
ESCALA 1/2000



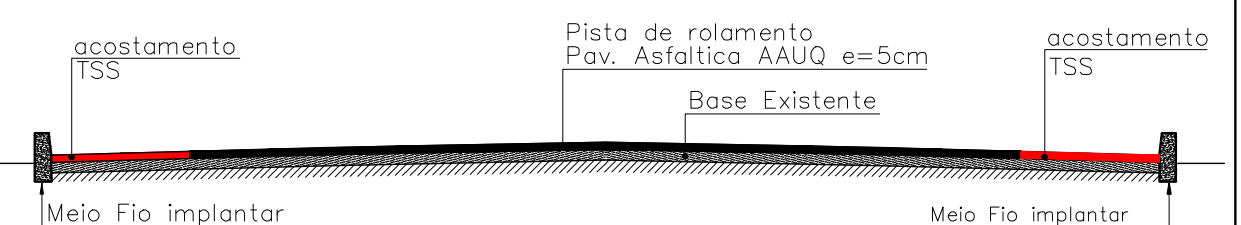
PLANTA BAIXA
ESCALA 1/2000



LEGENDA



IMPLANTAÇÃO DE ASFALTO SEÇÃO TIPO



CLIENTE: **PREFEITURA MUNICIPAL DE TIMON - MA**

PROJETO: **PAVIMENTAÇÃO ASFÁLTICA EM AAUQ**

LOCALIDADE:
SEDE A MATAPASTO

CONVENIO Nº: _____

ART: $\frac{1}{2}$

DESENHO: **PLANTA BAIXA E PERFIL LONGITUDINAL**

ESCALA: **1:2000**

PROJETISTA:

DADOS DE CAMPO:
EL VIS

DESENHO/CAD: **ELENIR**

DATA: 2016

REV.: 00

FORMATO: **A1** PRANCHA N°: **07/09**